

Reports DSN Entries Utility  
Oracle Banking Treasury Management  
Release 14.6.2.0.0  
Part No. F75605-01  
[November] [2022]



---

# Table of Contents

- 1. REPORTS DSN ENTRIES UTILITY ..... 1-1
  - 1.1 INTRODUCTION ..... 1-1
  - 1.2 SETTING UP REPORTS DSN ENTRIES ..... 1-1

# 1. Reports DSN Entries Utility

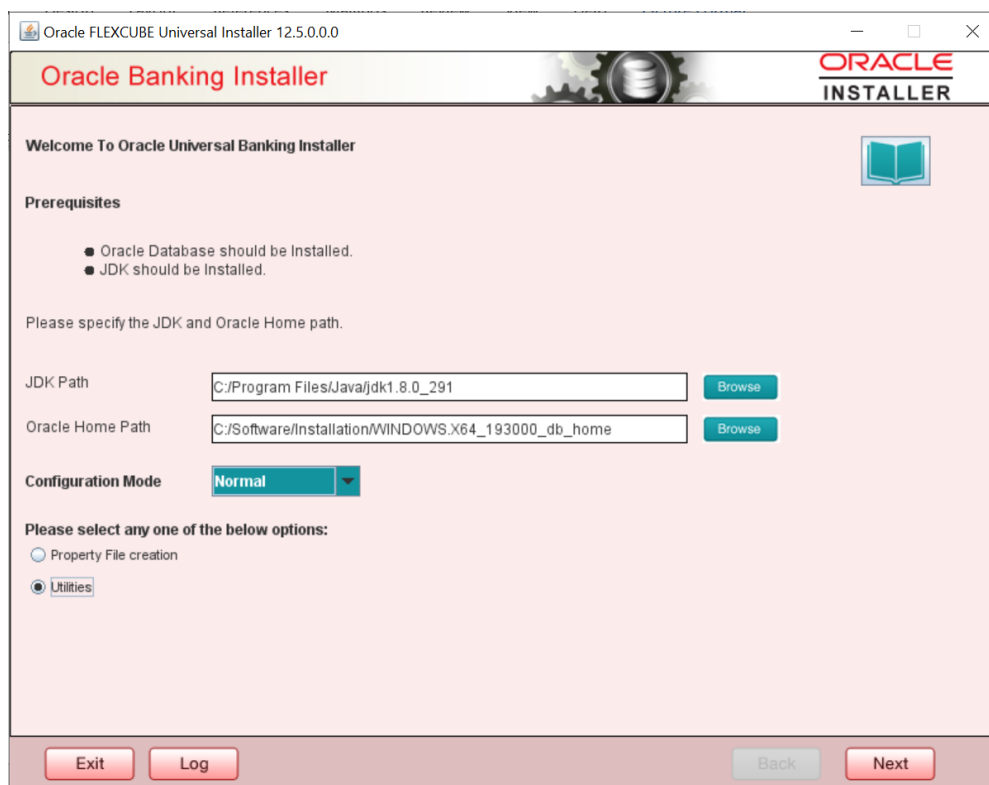
## 1.1 Introduction

This chapter explains the steps to set up the reports DSN entries using Oracle FLEXCUBE Universal Banking Installer.

## 1.2 Setting up Reports DSN Entries

In order to setup the reports DSN entries, follow the steps given below.

1. Start Oracle FLEXCUBE Universal Banking Installer.



2. Specify the following details:

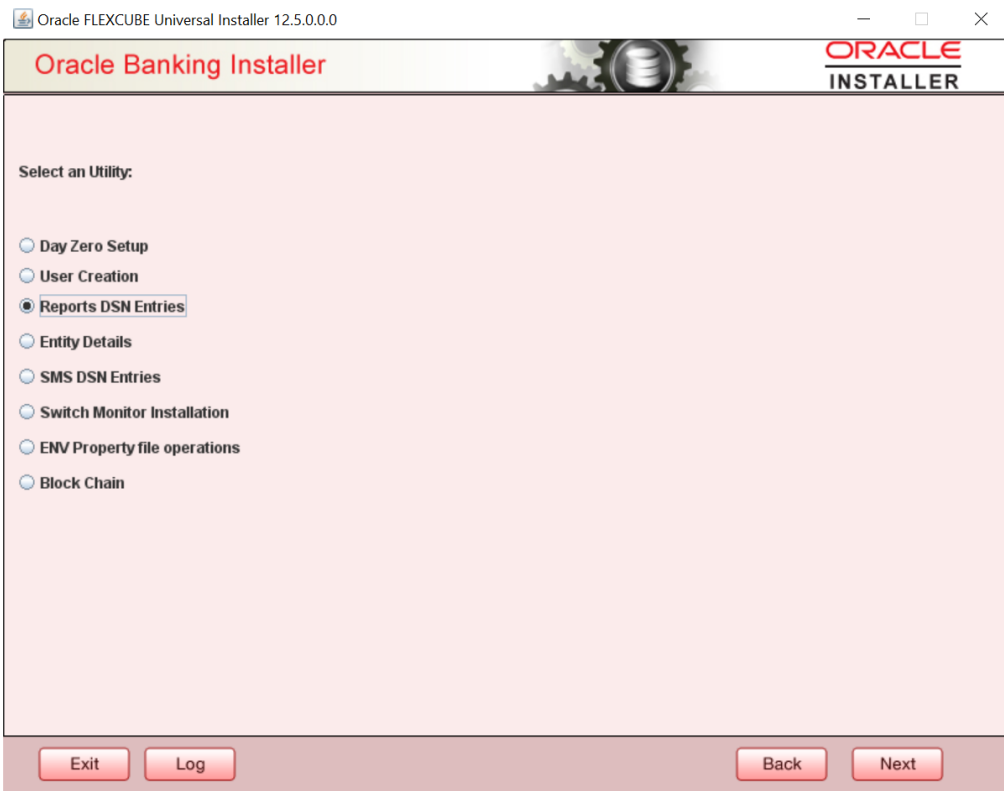
### JDK Path

Specify the location of the JDK. You can use the directory button to browse to the JDK location.

### Oracle Home

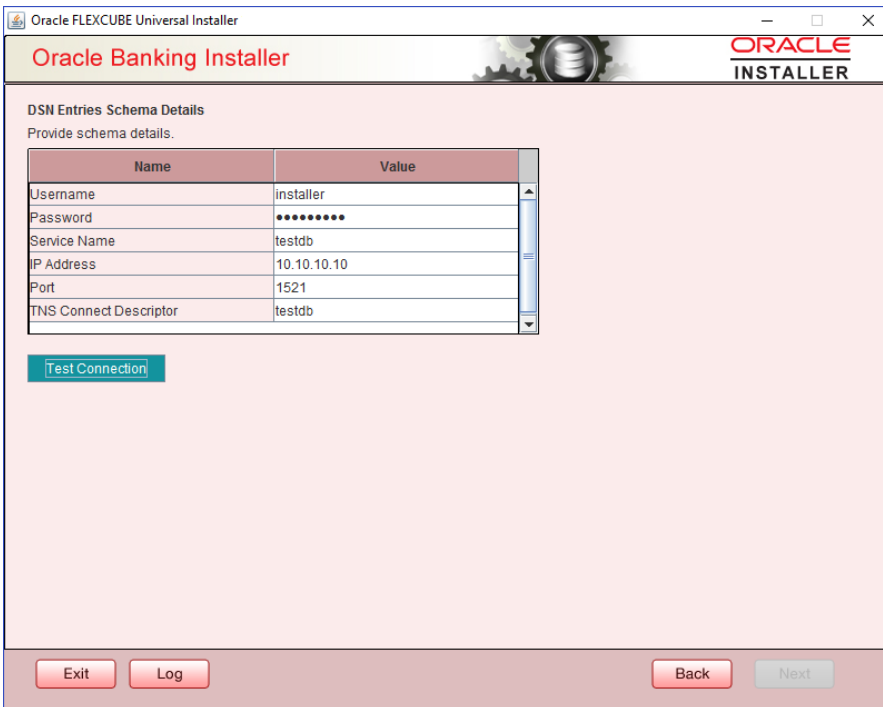
Specify the location of the Oracle Home installation. You can use the directory button to browse to the location.

3. Select Utilities and Click 'Next'. The following screen is displayed.



4. Select 'Reports DSN Entries' and click 'Next'.

The following screen is displayed.



5. Specify the following schema details:

**User Name**

Specify the user name to access the schema.

**Password**

Specify the schema password.

**Service Name**

Specify the service name of database.

**IP Address**

Specify the IP address of the system where the database schema is installed.

**Port**

Specify the port number.

**TNS Connect Descriptor**

Specify a valid connect string that contains the details for database connectivity.

6. Once you have entered the details, you can test the database schema connection using 'Test Connection' button.

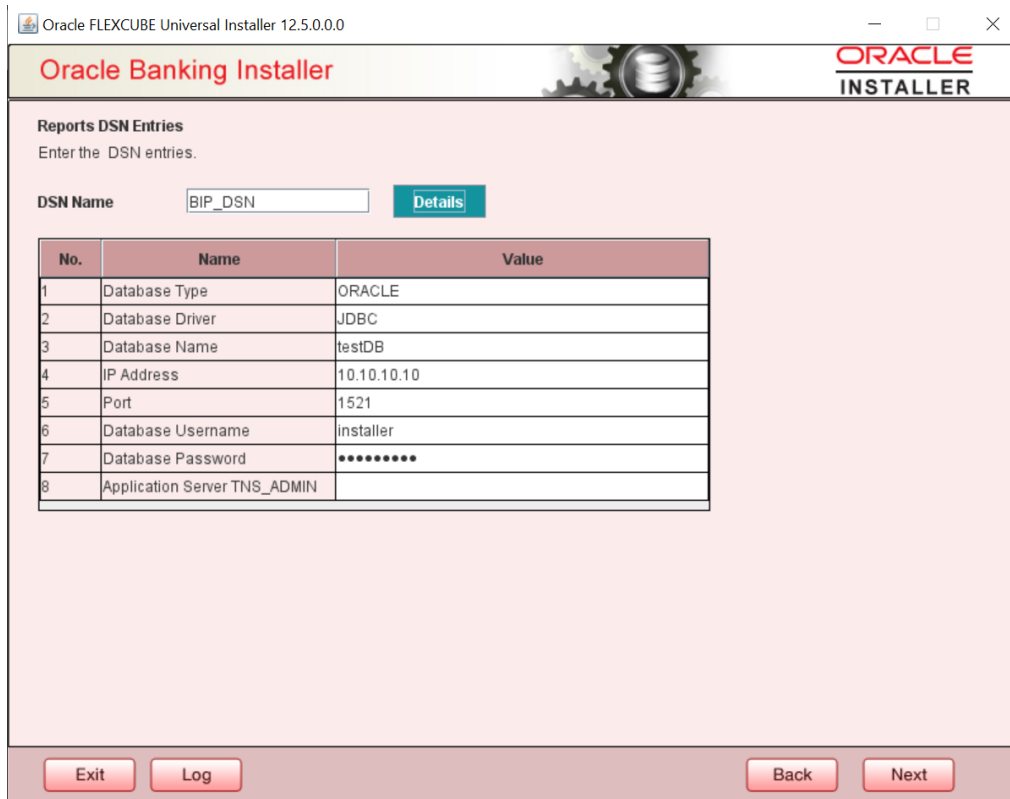


Note the following:

- If the connection is established, the installer displays a message 'Connection Successful'.
- If there is an error in establishing the connection, the system displays the message 'Invalid DB Credentials'.

If the TNS entry is not proper, the installer displays the message 'TNS entries are not proper'.

7. After testing the connection successfully, click 'Next'. The following screen is displayed.



8. Specify the following details:

**DSN Name**

Specify the DSN name.

**Database Type**

Specify the database type.

**Database Driver**

Specify the database driver.

**Database Name**

Specify the name of the database.

**IP Address**

Specify the IP address of the system where the database schema is installed.

**Port**

Specify the port number.

**Database User Name**

Specify the user name to access the database.

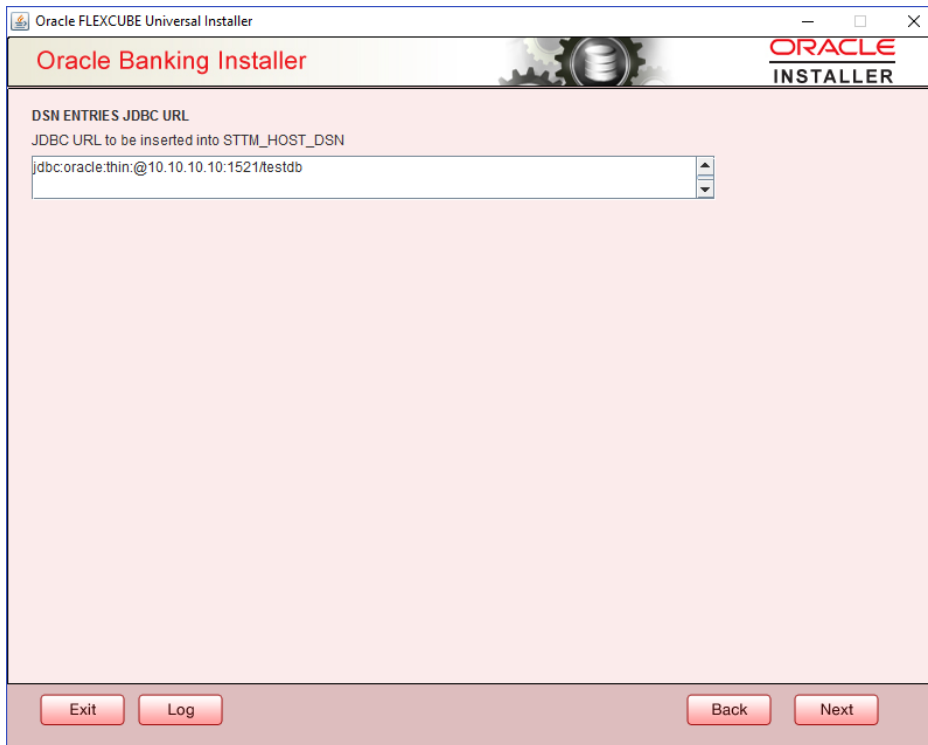
## Database Password

Specify the password to access the database.


## Application Server TNS\_ADMIN

This new field is for future use.

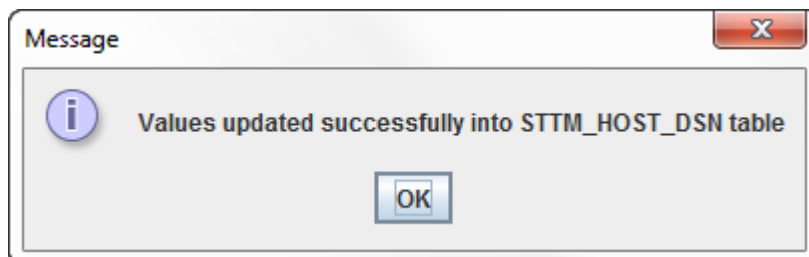
Once the details are inserted click 'Next' .The following screen is displayed.



9. Click 'Next' and the following message is displayed:

 For the RAC data source the JDBC URL needs to be manually edited. RAC Database JDBC URL is given below as an example.

```
jdbc:oracle:thin:@(DESCRIPTION  
=(ADDRESS=(PROTOCOL=TCP)(HOST=10.184.87.199)(PORT=1521))(ADDRESS=(PROTOCOL=  
TCP)(HOST=10.184.86.219)(PORT=1522))(CONNECT_DATA=(SERVICE_NAME = testdb)))
```





Reports DSN Entries Utility  
[November] [2022]  
Version 14.6.2.0.0

Oracle Financial Services Software Limited  
Oracle Park  
Off Western Express Highway  
Goregaon (East)  
Mumbai, Maharashtra 400 063  
India

**Worldwide Inquiries:**

Phone: +91 22 6718 3000

Fax: +91 22 6718 3001

[www.oracle.com/financialservices/](http://www.oracle.com/financialservices/)

<https://www.oracle.com/industries/financial-services/index.html>

Copyright © [2007], [2022], Oracle and/or its affiliates. All rights reserved.

Oracle and Java are registered trademarks of Oracle and/or its affiliates. Other names may be trademarks of their respective owners.

**U.S. GOVERNMENT END USERS:** Oracle programs, including any operating system, integrated software, any programs installed on the hardware, and/or documentation, delivered to U.S. Government end users are "commercial computer software" pursuant to the applicable Federal Acquisition Regulation and agency-specific supplemental regulations. As such, use, duplication, disclosure, modification, and adaptation of the programs, including any operating system, integrated software, any programs installed on the hardware, and/or documentation, shall be subject to license terms and license restrictions applicable to the programs. No other rights are granted to the U.S. Government.

This software or hardware is developed for general use in a variety of information management applications. It is not developed or intended for use in any inherently dangerous applications, including applications that may create a risk of personal injury. If you use this software or hardware in dangerous applications, then you shall be responsible to take all appropriate failsafe, backup, redundancy, and other measures to ensure its safe use. Oracle Corporation and its affiliates disclaim any liability for any damages caused by use of this software or hardware in dangerous applications.

This software and related documentation are provided under a license agreement containing restrictions on use and disclosure and are protected by intellectual property laws. Except as expressly permitted in your license agreement or allowed by law, you may not use, copy, reproduce, translate, broadcast, modify, license, transmit, distribute, exhibit, perform, publish or display any part, in any form, or by any means. Reverse engineering, disassembly, or decompilation of this software, unless required by law for interoperability, is prohibited.

The information contained herein is subject to change without notice and is not warranted to be error-free. If you find any errors, please report them to us in writing.

This software or hardware and documentation may provide access to or information on content, products and services from third parties. Oracle Corporation and its affiliates are not responsible for and expressly disclaim all warranties of any kind with respect to third-party content, products, and services. Oracle Corporation and its affiliates will not be responsible for any loss, costs, or damages incurred due to your access to or use of third-party content, products, or services.